

This is the ASP default view

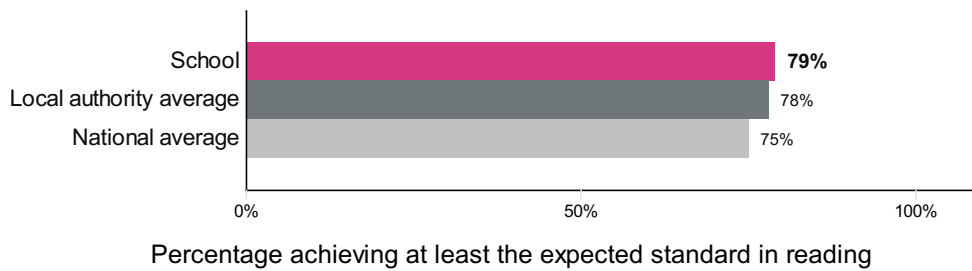
Downs View Infant School (URN: 118523)

Key stage 1

This is provisional data for 2017/18. CLA data is not currently available, therefore we are not currently publishing breakdowns of data such as disadvantaged which appeared previously. This information will be included in a later release.

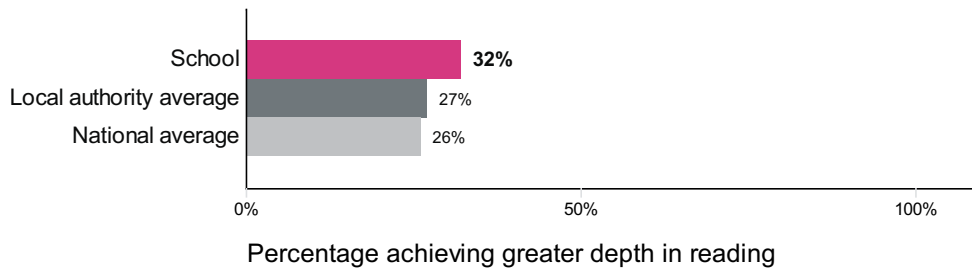
Percentage achieving at least the expected standard in reading

Number of pupils = 90



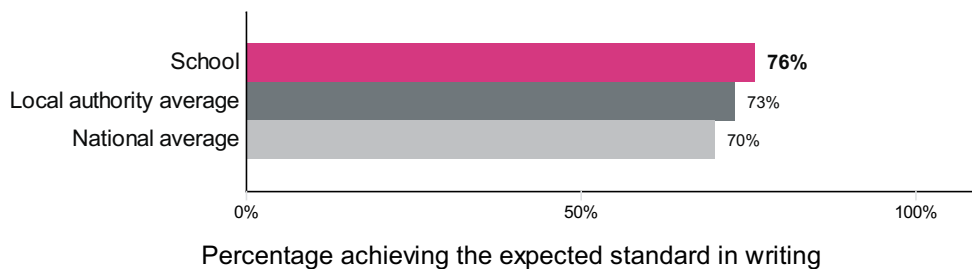
Percentage achieving greater depth in reading

Number of pupils = 90



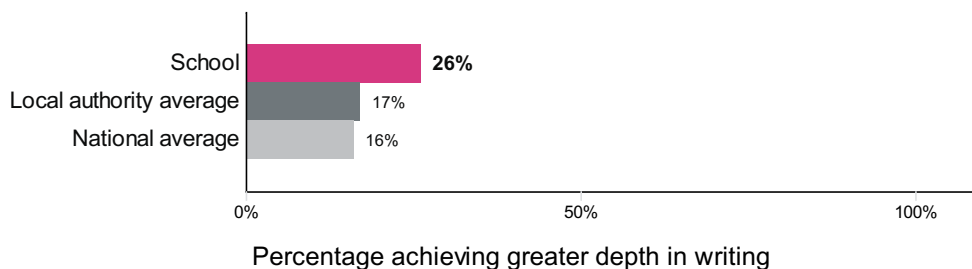
Percentage achieving at least the expected standard in writing

Number of pupils = 90



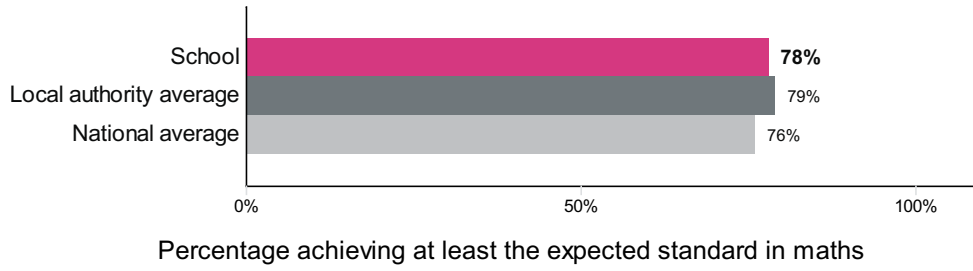
Percentage achieving greater depth in writing

Number of pupils = 90



Percentage achieving at least the expected standard in maths

Number of pupils = 90



Percentage achieving greater depth in maths

Number of pupils = 90

