


















17th January 2020 Newsletter

January	
<p>Please look out for parent mail regarding Maths workshops below and reply to clarify if you are able to attend. Many apologies but there will not be a crèche for these workshops and babies/toddlers are not able to attend due to space in classrooms</p>	
Monday 20 th	<ul style="list-style-type: none"> • 2pm Maths workshop for parents – Reception • Book Look – in Reception classrooms 2.45-3.00pm
Tuesday 21 st	<ul style="list-style-type: none"> • 2pm Maths workshop for parents – Reception • Book Look – in Reception classrooms 2.45-3.00pm • Year 2 to go to the WI Pantomime – request sent out via parent mail for parent helpers
Wednesday 22 nd	<ul style="list-style-type: none"> • Class group photographs • 2pm Maths workshop for parents – Year 2 • Book Look in year 2 classrooms 2.45-3.00pm
Thursday 23 rd	<ul style="list-style-type: none"> • 2pm Maths workshop for parents – Year 2 • Book Look – in year 2 classrooms 2.45-3.00pm
Friday 24 th	<ul style="list-style-type: none"> • 9.05am Starfish class assembly • 2pm Maths workshop for parents – Year 1 • Book Look in year 1 classrooms 2.45-3.00pm
Monday 27 th	<ul style="list-style-type: none"> • Auditions for Downs View's got Talent all week. Further information will follow soon. • 2pm Maths workshop for parents – Year 1 • Book Look in year 1 classrooms 2.45-3.00pm
Tuesday 28 th	<p>Skipping Workshop –parent mail to follow with details and information on how skipping ropes can be purchased.</p>
Wednesday 29 th	<p>Skipping Workshop - parent mail to follow with details and information on how skipping ropes can be purchased.</p>
Friday 31 st	<p>9.05am Birthday assembly for children with Birthdays in January Parents of these children are welcome.</p>
February	

Monday 3rd	2pm Downs View's Got Talent Assembly
Thursday 6th	Whole school road safety assembly – 2.30pm parents invited into school to held complete road safety posters
Friday 7th	9.05am Dolphin class assembly
W/c Monday 10th	Celebrating International/Diversity week. We will be celebrating the range of cultures and finding out more about the range of places where the children and their families are from. Children to bring in photos/artefacts/food (no nuts) or anything that are special to them.
Tuesday 11th	Safer Internet Day
Thursday 13th	Parents invited into classes to see the children share their learning from the international/diversity week Last day of term – half term
Friday 14th	Staff Training Day- children not in school
Monday 24th	Children return to school
Thursday 27th	Mid-year reports to parents
Friday 28th	9.05am Birthday assembly for children with Birthdays in February Parents of these children are welcome.
March	
Friday 6th	9.05am Snow Leopard class assembly
Friday 13th	9.05am Polar Bear class assembly
Friday 20th	9.05am Penguin class assembly
Friday 27th	9.05am Turtle class assembly

	<i>Weekly school attendance</i>	<i>Days missed across the school this week</i>	<i>Best class attendance for the week</i>	<i>Overall attendance for the year</i>
	96.60%	44	Owl	94.83%


	 Reading award	 Star of the week	 Active Award	 Star Table	 Feet on Friday
	Jaden	Jessica	Leila Max	Jack	Beau
	Omolara	Ashton	Szofia Aaliyah	Lily-Grace	Aimee
	Lewis	Isla I	Kacey-Marie Derryc	Derryc	Kacey
	Harrison	Maeve	Maddison Emma	Sinead	Ava
	Harvey	Kareesha	Lilly-Rose Husna	Lili	Emily
	Mia	Ariella	Isla Lenny	Mia	Max
	Scarlett-Jayne	Archie	Caleb Lydia	Lydia	Freddie
	Ava P-G	Bella	Tate Emma	Kelsie	Noah
	Delilah	Joseph	Megan Archie	Josiah	Zofia

Bonus Coin Winner of the Week – Snow Leopard

Punctuality Pup –Dolphin

What we have been learning.....

EYFS




This week in EYFS we have been exploring the story George saves the world by lunchtime. In the story George decides to save the planet by looking into recycling. We have thought about the four R's associated with recycling being Reuse, Repair, Recycle, Reduce. We started to think about the different things that perhaps we should be recycling at home by looking for the recycling logo on different packaging and in literacy lessons wrote lists of these objects. We wrote these lists by listening carefully to the initial, medial and final sounds for each of the words we were writing. In Maths we have continued combining two numbers. This week we had to investigate the two numbers that combine to total 5 and record our findings as a part part whole diagram. We had to remember that the whole number each time was 5. We worked out that we could make 5 using 2 and 3 or 3 and 2, 4 and 1 or 1 and 4 and lastly 5 and 0 or 0 and 5. Encourage your children to show you what they have found out. We have also been working hard to develop more strength in our wrists by putting pegs around cups, throwing and catching, using scissors and doing up zips and buttons. All of these activities are enabling us to hold our writing tools with a tripod grip so please continue consolidating this grip at home.

Year 1



We enjoyed exploring our topic of "Toy Story" in more detail in Year One this week. We started by listening to the story of the first film. We created freeze frames for our favourite parts. We then looked at the characters in more depth and built up to writing a character description of them. In Maths we have been learning about addition up to 20. We have explored different ways of working out the sum such as counting on using a number line, tens frame as well as pictorial representations. In RE we have been learning about Christians and what they believe. We also looked at how Christians view God and what roles they believe he has in their lives. I'm sure you heard all about our amazing road safety magic show at the beginning of the week too! The children loved it and have enjoyed exploring ways to keep safe on and near roads during their ID time in class.

Year 2



We have been writing based on the story 'The Hunter' this week in year 2. We used drama to role play the discussion between Jamina and the elephant and then wrote this using speech marks or speech bubbles. We then wrote diary entries from the perspective of Jamina recounting her day lost in the bush helping the baby elephant. Within Maths we have continued to explore division, applying our number knowledge solving division of 2, 5 and 10. On our 'Let's explore' day we have learnt about habitats. We have discussed oceans, rainforests and polar habitats. Then we drew and discussed various food chains within each habitat. During life skills we have discussed how to cross the road safely.

Community event – raising money for Lions Club/ Downs View

The Friends of Downs View and Mrs Kent attended a presentation evening earlier this week and were awarded a cheque for £350 from the International Association of Lions Club for their help with the Father Christmas Santa Sleigh event last year. Thank you again to all the families who came along and supported this event, we hope to take part in this again and will be happy to

support the Lions Club, please look out for further details about events that the Lion charity are holding. Their next event is below a Quiz night on Saturday 29th February.




The International Association of Lions Clubs
Ashford Lions Club District 105SE Zone 3C

pay *Friends of Downsview School* date 25/12/2019

Three Hundred Fifty Pounds

£ 350.00



www.ashfordlions.org.uk

Understanding your Child's Behaviour – Parenting Course

Do you want to learn more about your child's behaviour and development, as well as improve your relationship and communication with your child? If so please contact Sam our Family Liaison Officer (FLO) to book a place on an 8 week course starting on Wednesday 29th January 2020, 9am-10.45am, in school. Sam can be contacted via the school office on 01233 632339 or her email address is 'sansell@downs-view.kent.sch.uk'

Vacancy in After School Club– Kent Play Clubs

Kent Play Clubs have vacancies in the Downs View and Kennington After School Club. If you are interested or would like to find out more information please call Tracy Roper on 01233 713813.

Adverse weather arrangements

At this time of year we like to take the opportunity to remind you of the procedures we put in place should we have any adverse winter weather.

If it has been snowing heavily we will do everything we can to make sure the school is open however we have to take in to account the number of staff able to get to school and the safety of children and adults on the school site. Mrs Kent will liaise with Mrs Seal/Mrs Wratten at Kennington Academy and make a joint decision as early as possible in the morning.

If we have heavy snow we request that all children bring in a packed lunch as we may not be able to provide a school dinner.

We may also have to delay the opening of Breakfast Club until 8.15am to enable us to make sure we have enough staff and the school site is safe.

If any of these measures are put in place we will keep parents informed by putting up to date information on:

Website: www.downs-view.kent.sch.uk

Kent Closure site: www.kentclosures.co.uk

[BBC Radio Kent](#)

[Facebook](#)

We will also contact parents via parent mail.

PLEASE NOTE: As long as we have enough staff and the site is safe the school will be open.



Headlice

There have been several cases of head lice in school. It is important that you check your child's hair regularly to help prevent them spreading to other children. If you find head lice, your local chemist or family doctor can advise on treatment and which lotion to use.

If your child has head lice you will also need to examine the heads of all other members of the household. If head lice are found they should also be treated at the same time.



Every day matters..... every minute matters.

Road Closure/Maintenance Work – The Street

Uk Power Networks have advised us that in partnership with their contractors ALS Civil Engineers, on 25th November 2019 they will be starting works at The Street, Kennington to install a new connection to their network. There will be 2-way traffic lights installed on this section of the road between the junction with Church Road and the junction with Billington Gardens. An entrance to Tritton Fields will also be closed. Please allow extra time when travelling to and from school if you use this route. They aim to complete all works by 24th January 2020.

Message from the Friends....

The Sun Newspaper are running a promotion from 23rd November 2019 to 18th January 2020 where our school could win £600 worth of books!

The Challenge:



To get 3500 tokens before 18th January 2020



The Sun and Sun on Sunday will have the tokens



There will also be bonus tokens throughout the period to collect.

This is a big ask but let's try and give it our best shot. Please spread the word and ask any friends and family if they can collect the tokens for you. Please pass any tokens to the class teacher for placing in the collection box and we will keep you updated as to how many have been collected.



amazonsmile
You shop. Amazon gives.

Did you know your amazon shopping could help raise money for The Friends of Downs View, a charity dedicated to raising funds to support the school?

AmazonSmile, a website operated by Amazon, has the same products, prices and shopping features as Amazon, but when you shop on AmazonSmile, Amazon will donate 0.5% of the net purchase price from your eligible AmazonSmile purchases to your charity of choice - The Friends of Downs View Infant School.

No additional cost for you; donation to The Friends of Downs View! Now that is something to smile about!

Signing up to support The Friends is easy!


- Go to smile.amazon.co.uk and log into your amazon account and search for "Friends of Downs View Infant School" in the 'pick you own charity or organisation' search bar.
- Select "Friends of Downs View Infant School"
- Shop as you normally would, just make your final purchase by going to smile.amazon.co.uk

If you've already signed up to amazon smile but would like to change your charity to Friends of Downs View:

- On the smile.amazon.co.uk website go to the 'Accounts & List' drop down menu
- Select 'Your AmazonSmile' from the drop down menu.
- Under 'Your Current Charity' select "Change Charity"
- Type in 'Friends of Down View Infant School' in the "pick your own charitable organisation" box, and then hit the select button.

After that, all you need to do use smile.amazon.co.uk when you shop Amazon, and The Friends of Downs View will get a donation.

Anyone can support The Friends through Amazon Smile, so help us spread the word and raise some funds for the school.



Raising money
for good causes

Charity Quiz Night

Saturday, 29 February 2020

7 pm for 7.30 start

- ★ SWAN Centre, Willesborough
64 Cudworth Rd, Ashford, TN24 0BE
- ★ Suggested £3 entry per person
- ★ Cash bar and raffle

Teams
of up
to 6*

*Please get in contact with us to reserve a table. Teams are flexible and very welcome to bring own food & drinks. Our drinks bar and raffle are also part of this charity fundraiser.



Ashford Lions Club (CIO)
Reg. Charity Number 1178583

✉ info@ashfordlions.org.uk
☎ 0345 833 7435

Children are using smart devices from a much younger age than ever before. It's why it's essential we talk to our children about how to use them safely. There are so many positive benefits to the new technology at our disposal these days - however there are plenty of downsides too. As a parent, it's important you understand these risks and how you can take steps to protect your family against them.

1 PUT YOURSELF IN CONTROL

Make use of the parental control settings available to you. With most devices, you're able to change the settings to control the content your child has access to. This isn't difficult to do, as you'll often find guidance in the instructions that come with the device. By setting a private pin code on certain devices, you can make sure your child can only access it when you allow it.



2



PROTECTING ANDROID DEVICES

You can set up restricted users on Android tablets through a Google account. Open the settings menu (look for a cog icon) and select the 'Users' option. Here you can add a new restricted user. After setting up a password and username, select which applications you want to restrict access to. On an Android smartphone it's similar, but first select 'Parental Controls' in the play store.

3 PROTECTING APPLE DEVICES

For Apple devices, you can simply visit the preferences/settings menu and within 'General' there is an option for 'Restrictions'. Here you can turn off any applications or features on your child's device that you do not want them to have access to.



4



THINK ABOUT ALL YOUR SMART DEVICES

As well as tablets and smartphones, you should think about any device in your home connected to the Internet: a games console, a media hub, or a personal computer. In each case you can usually find parental controls in the settings. Think carefully about how much access you want to allow your child, especially when it comes to accessing the Internet.

5



MAKE SEARCHING MUCH SAFER

Most search engines, such as Google, Bing or Yahoo, have a 'safe search' setting. You should activate this. Otherwise, it's extremely easy for a seemingly harmless search on the Internet to return unexpected and inappropriate results. Depending on the browser you're using, go to the settings and search for 'safe search'. Make sure you save the change so it defaults each time you open the browser. This will seriously reduce the chances of your child being exposed to something they shouldn't be.



9 Top Tips To Get Smart About children's devices

6

REGULARLY CHECK SOCIAL MEDIA SETTINGS

Before you allow your child to use social media, you should discuss the dangers with them. You should also make sure you're able to access their profile and privacy settings and check them regularly. The companies behind social media platforms often make privacy changes without making it very obvious to the user, such as Facebook's introduction of facial recognition software.



7



DON'T LET PEOPLE SEE WHERE YOU ARE

Location software sounds useful for seeing where your child is, but it also provides the opportunity for others to locate your child too. For safety, it's a good idea to disable location software on all devices or at least turn it off when it's not required. Also, be mindful of specific apps that record running routes or locations where your child might be playing a game. Talk to your child about why these can be dangerous and how to turn the setting on and off as required.

8 WATCH OUT FOR FAKE PROFILES

Sadly, social media presents an enormous opportunity for the likes of paedophiles to set up fake profiles and interact with children. Keep a track of the people your child interacts with on social media and if you do not recognise a user as a friend, consider blocking them.



9

KEEP A CHECK ON SCREEN TIME

Managing how much time we spend on screens is a new challenge for us all. It's critically important when it comes to children, especially younger children who are still developing. It's not just a case of setting arbitrary time limits. Guidelines published by The Royal College of Pediatrics and Child Health suggests it's more important to consider the 'context and content' of what the screen is being used for. Still, it is helpful to put limits on devices using 'Guided Access' functions, which you can find in the settings of certain devices.



Meet our expert

Emma Davis was a secondary school Computer Science teacher for more than a decade. Since leaving education, she has been working in a cyber security firm delivering cyber awareness training to businesses and carrying out network testing. She is a mother of a five-year-old, she's had vast experience of controlling and managing how children access online services and use apps.

